

CPSIA Compliance: Complete PDF Guide

Everything you need to know about **CPSIA** compliance in one simple guide.



The risks behind CPSIA

Understand the problems you could face if your products are not compliant.



What is covered

Learn how to spot products covered by CPSIA.




How to comply

How to make sure your products are CPSIA compliant every time.



Contents

- What is CPSIA?**
- What are the risks ?**
- What products are covered?**
- CPSIA Step-by-step**
- The HQTS solution**



Ready? let's go 




What is CPSIA?

Understanding CPSIA is critical to making sure your products comply



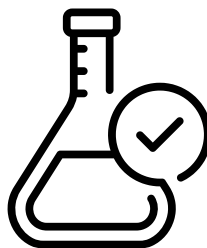
What is it?

The Consumer product safety improvement act applies to all products for children 12 and under in the US.



What does it do?

The CPSIA sets safety rules on lead, phthalates, toy safety, infant and toddler products, testing and certification, tracking labels and imports.



How does it work?

Introduced mandatory third-party testing for products that fall under CPSIA.

But what happens if you're products don't comply?



FIND OUT
BELOW

HQTS



The risks if you don't comply




Fines

These can be extremely costly, especially for small businesses.



Damaged reputation

Especially if many products are recalled.



Bans from marketplaces

Bans from marketplaces like Amazon can make it difficult to reach your target customer.

Prioritize your reputation

If your reputation takes a hit, your business is going to suffer.

Complying with CPSIA is the best way to protect your reputation.

Find out how you can comply with CPSIA below



What products are covered?

Here are the general categories that fall under CPSIA.

Toys



Kids Jewelry



Art supplies



Books



Kid's furniture



CPSIA defines children's products based on four key factors



What the manufacturer says

If the label or description says the product is for children



How It's marketed

Is the product promoted as something children would use?



What people think

Would most people recognize it as a product for kids?



Who uses it

If kids commonly use the product, even if it wasn't designed for them.

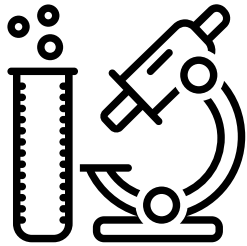
Find out about the CPSIA warning label below



How to get CPSIA compliance


01

Partner with a
CPSC-accredit lab



02

Get your
children's product
certificate



03

Understand
CPSIA warning
criteria for your
product



04

CPSIA label
tracking
requirements



See below for the full
process breakdown



01 Partner with a CPSC-lab

Not every lab can provide approved testing. Only those that are CPSC accredited can help you with your children's products.

How does testing work?

Testing requirements depend on the product type, age group, usage, and materials.



Initial Certification Testing

A product may need multiple tests to meet regulations before issuing a Children's Product Certificate (CPC).



Material change testing

If you make material changes to a product you'll need to retest to make sure it still meets the rules.



Component Part Testing

Tests can be done on separate components.



Periodic Testing

Keep up with regular testing during production to make sure it stays compliant.

**Look no
further than
HQTS**

At HQTS we have our own in-house labs that are fully certified by the CPSC.

HQTS

Find out about CPC restrictions next



Which chemicals and heavy metals are restricted?

Here's a breakdown of the chemicals and heavy metals restricted under CPSIA.

PTHALATES

Children's toys and child care items can have no more than 0.1% concentration of certain restricted phthalates.

Restricted Pthalates

- DEHP (Di-(2-ethylhexyl) phthalate)
- DBP (Dibutyl phthalate)
- BBP (Benzyl butyl phthalate)
- DINP (Diisononyl phthalate)
- DIBP (Diisobutyl phthalate)
- DPENP (Di-n-pentyl phthalate)
- DHEXP (Di-n-hexyl phthalate)
- DCHP (Dicyclohexyl phthalate)

LEAD

Children's products are limited to 0.01% lead by weight, covering all parts and materials.

Lead paint rule

Paint or surface coatings on children's products and furnitures can have no more than 0.009% lead by total weight;

Working with a CPSC lab is the best way to protect your business.

HQTS can help



02 CPC certificate

The Children's product certificate (CPC) is proof that your products have been properly tested.

What information is on a CPC certificate?



Product Identification

This includes the product name, model, date and place of where this product was manufactured.



Testing and Compliance

It lists applicable safety standards or regulations, test date and location, and contact details of the record keeper.



Manufacturer Information

The name, address, and contact details of the manufacturer or responsible party as well as the date of manufacture.



Test Results and Lab Documentation


The certificate includes information on the specific tests conducted, the lab that conducted the testing as well as the test dates.

Compile your certificate

Once your products are tested and you have all necessary documents, you can compile your certificate with the necessary info.

**Scan the code to download
a CPC sample certificate**





03

CPSIA warning

The CPSIA warning helps consumers understand potential risks with the product



Warning
Choking hazard


This product
contains small
parts not
suitable for
children under 3
years

Example of CPSIA warning label



What is it?

The CPSIA warning is a label that is attached to the product.



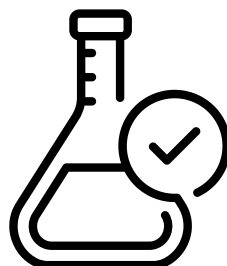
What does it do?

It tells customers who the product is for and the potential risks involved.

**What's the final
step?**



**FIND OUT
BELOW**



Why is it necessary

The label helps to stop choking hazards and makes sure the product is used safely by the appropriate age group.

04

CPSIA Tracking Label

The CPSIA tracking label must be placed on products marketed or designed to be used by children 12 or younger.



What Information is included?



Domestic manufacturer or importer



Production location



Date and batch number



Relevant information about the product and materials

Remember: You have to create and submit a new tracking label each time you place an order and provide your supplier with the print placement, the placement on the packaging, the colour and the dimensions.



Find out how we can help below

Not just a testing company...

If you want your products to be CPSIA- approved, HQTS can handle the entire process from start to finish.

1

Supplier Verification Audits

We ensure your suppliers are who they say they are. We check:

- Legal operation and factory ownership
- Business location
- Company verification

**2**

Sample verification

Our QA team collects and verifies samples directly at the factory

- Confirms products match specifications.
- Validates quantity and manufacturing processes
- Random, unbiased sample selection

**3**

Product Inspections & Supplier Audits

We make sure health, safety, and proper manufacturing practices are followed:

- Factory and social Audits
- Production Control
- Supplier Audits

**4**

Quality Inspections

Our inspectors evaluate samples from large batches to ensure they meet specifications.

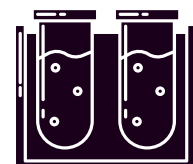
- Pre-Shipment Inspections
- During Production Inspections (DUPRO)

**5**

Testing

CPSIA testing from our own in-house labs

- ASTM Standard Testing
- Checks for flammability, hazardous substances, cleanliness of stuffing materials, and battery safety.



All in one CPSIA compliance

HQTS offers CPSIA-certified testing to meet U.S. safety standards, avoiding fines, delays, and rejections by Amazon or U.S. Customs.

We cover the whole process:

- CPSIA testing from our own in-house labs
- CPC-certification
- Tracking and warning labels
- 24/7 support from our dedicated team
- Full compliance support
- Sample selection to ensure proper testing.
- and more.

Contact Us

 [HQTS.com](https://www.hqts.com)

 inquiry@hqts.com

